



Test Report

No.: 70.452.22.11304.01

Date: 2023-11-24

Applicant: NANJING ZHONGLONG BOCHUANG OUTDOOR PRODUCTS CO., LTD
Address: ROOM 3F04-1, NO. 98 CHENGUANG ROAD, QINHUI DISTRICT, NANJING, JIANGSU PROVINCE, CHINA
Product Name: Frame Backpack Carrier
Supplier: Nanjing Zhonglong Bochuang Outdoor Products Co., Ltd
Style No.: WIPHA/Model No./Type:MMB-Y21-N.01
Country of Origin: China
Country of Destination: UK/EU
Receipt Date of Sample: 2022-06-29 ~ 2023-11-13
Date of Testing: 2022-06-29 to 2023-11-21
Date of Further Information: 2023-11-16
Sample Submitted: The sample(s) was (were) submitted by applicant and identified.
Test Result: Refer to the data listed in following pages

Test Item

1. EN 13209-1:2022 Child care articles — Child carriers — Safety requirements and test methods — Part 1: Framed back carrier — Excluding clause 6

Conclusion
Pass

TÜV SÜD Certification and Testing (China) Co., Ltd. Shanghai Branch

Testing Center

Prepared by:


Jenny Yao
Technical Engineer

Authorized by:


Sawyer Tang
Technical Manager







Note:


- (1) The TÜV SÜD Certification and Testing (China) Co., Ltd. "General Terms & Conditions" applied. Any use for advertising purposes must be granted in writing. This technical report may only be quoted in full. This report is the result of a single examination of the object in question and is not generally applicable evaluation of the quality of other products in regular production. For further details, please see "Testing and certification regulation", chapter A-3.4
For full version, please visit: EN : <https://www.tuvsud.cn/zh-cn/resource/terms-and-conditions---en> ; SCN: <https://www.tuvsud.cn/zh-cn/terms-and-conditions> ; TCN: <https://www.tuvsud.com/zh-tw/terms-and-conditions>
- (2) The results relate only to the Items tested.
- (3) The test report shall not be reproduced except in full without the written approval of the laboratory
- (4) Disclaimer Measurement Uncertainty:
Unless otherwise agreed upon, Pass or Fail verdicts are given based on the measured values without any considerations of measurement uncertainties. Please note, every test method has a measurement uncertainty which has been evaluated by the laboratory according to ISO/IEC 17025 requirements. By taking measurement uncertainties into account it might happen that measured values can neither be assessed as Pass nor as Fail.

Description of Tested Subject:

Sample Receiving Info	Sample Received on: 2022-06-29; Complete test sample A 1pc; Sample Received on: 2022-09-15, Revised test sample A 1pc; Sample Received on: 2022-11-30, Revised test sample A 1pc; Sample Received on: 2023-08-09, Revised review sample B 1pc; Sample Received on: 2023-08-24, Revised review sample B 1pc; Sample Received on: 2023-11-13, Test sample A 1pc, Review sample B & C 1pc/model.	
Sample Description	Overall weight (kg):	A: 1.98; B: 2.01; C: 2.00.

Sample Photos

	
<p>Front view of test sample A</p>	<p>Side view of test sample A</p>
	
<p>Back view of test sample A</p>	<p>Front view of review sample B</p>
	
<p>Side view of review sample B</p>	<p>Back view of review sample B</p>



Test Result(s):
1. EN 13209-1:2022 Child care articles — Child carriers — Safety requirements and test methods — Part 1: Framed back carrier — Excluding clause 6

Clause	Requirement	Result	Verdict																																								
5	General requirements																																										
5.1	Order of tests Unless otherwise stated, the specified tests shall be carried out on one sample in the order of the clause numbers in this standard.	-	-																																								
5.2	Test conditions The tests are designed to be applied to framed back carriers that are fully assembled and ready for use in accordance with the manufacturer's instructions.	-	-																																								
5.3	Tolerances	-	-																																								
6	Chemical hazards																																										
6.1	Migration of certain elements																																										
	<p>The migration of elements from materials on exterior surfaces shall not exceed the limits listed below:</p> <table border="1"> <thead> <tr> <th>Element</th> <th>mg/kg</th> </tr> </thead> <tbody> <tr><td>Aluminium</td><td>70 000</td></tr> <tr><td>Antimony</td><td>560</td></tr> <tr><td>Arsenic</td><td>47</td></tr> <tr><td>Barium</td><td>18 750</td></tr> <tr><td>Boron</td><td>15 000</td></tr> <tr><td>Cadmium</td><td>17</td></tr> <tr><td>Chromium (III)</td><td>460</td></tr> <tr><td>Chromium (VI)</td><td>0,2</td></tr> <tr><td>Cobalt</td><td>130</td></tr> <tr><td>Copper</td><td>7 700</td></tr> <tr><td>Lead</td><td>23</td></tr> <tr><td>Manganese</td><td>15 000</td></tr> <tr><td>Mercury</td><td>94</td></tr> <tr><td>Nickel</td><td>930</td></tr> <tr><td>Selenium</td><td>460</td></tr> <tr><td>Strontium</td><td>56 000</td></tr> <tr><td>Tin</td><td>180 000</td></tr> <tr><td>Organic tin</td><td>12</td></tr> <tr><td>Zinc</td><td>46 000</td></tr> </tbody> </table>	Element	mg/kg	Aluminium	70 000	Antimony	560	Arsenic	47	Barium	18 750	Boron	15 000	Cadmium	17	Chromium (III)	460	Chromium (VI)	0,2	Cobalt	130	Copper	7 700	Lead	23	Manganese	15 000	Mercury	94	Nickel	930	Selenium	460	Strontium	56 000	Tin	180 000	Organic tin	12	Zinc	46 000	-	N/R
Element	mg/kg																																										
Aluminium	70 000																																										
Antimony	560																																										
Arsenic	47																																										
Barium	18 750																																										
Boron	15 000																																										
Cadmium	17																																										
Chromium (III)	460																																										
Chromium (VI)	0,2																																										
Cobalt	130																																										
Copper	7 700																																										
Lead	23																																										
Manganese	15 000																																										
Mercury	94																																										
Nickel	930																																										
Selenium	460																																										
Strontium	56 000																																										
Tin	180 000																																										
Organic tin	12																																										
Zinc	46 000																																										
6.2	Formaldehyde																																										
	Textile components shall not contain free and hydrolysed formaldehyde in excess of 30 mg/kg when tested in accordance with EN ISO 14184-1.	-	N/R																																								
7	Thermal hazards																																										
7.1	General																																										
	Any metal components of the top rim of the carrier shall not be accessible to the child in the position of use.	Complied	P																																								
7.2	Flammability																																										




Clause	Requirement	Result	Verdict
7.2.1	Requirements		
	When tested in accordance with 7.2.2, there shall be no surface flash.	Complied	P
	When tested in accordance with 7.2.2, the rate of spread of flame shall not exceed 50 mm/s.	Complied	P
8	Mechanical hazards		
8.1	Entrapment of fingers		
8.1.1	Requirement		
	There shall be no accessible completely bounded openings in rigid materials between 7 mm and 12 mm unless the depth is less than 10 mm or unless the shape assessment probe, see 4.6.3, enters, when tested in accordance with 8.1.2. There shall be no accessible openings in mesh that allow the finger probe for mesh, see 4.6.2, to penetrate up to the 7 mm diameter section, when tested in accordance with 8.1.2. The test shall be carried out with the product in any intended position of use without any test mass and with test mass A, see 4.4.1. Buckles, fastenings and sliders are excluded from these requirements.	Complied	P
8.2	Edges, projections and corners		
	When assembled for use, all exposed edges, projections and corners of components shall be rounded, chamfered and free from burrs.	Complied	P
8.3	Choking and ingestion hazards		
8.3.1	Requirements		
	Any components not intended to be detachable but which become detached when tested in accordance with 8.3.2 shall not fit wholly within the small parts cylinder specified in 4.1 without compression and in any orientation. Any component intended to be removable without the use of a tool shall not fit wholly within the small parts cylinder specified in 4.1 without compression and in any orientation. These requirements exclude paper, fabric, yarn, strings and fuzz.	Complied	P
8.4	Entanglement hazards		
8.4.1	Requirements		
	These requirements do not apply to straps with a width greater than 19 mm. Cords, ribbons and similar parts shall have a maximum free length of 220 mm when tested in accordance with 8.4.2. See Figure 9. Where cords, ribbons and similar parts are attached to the framed back carrier together or within 80 mm of each other, any single cord shall have a maximum free length of 220 mm and the combined length from one loose end to the other end shall be a maximum of 360 mm. See Figure 9. If it is possible to form a loop with cords, ribbons and similar parts the maximum	Complied	P



Clause	Requirement	Result	Verdict
	peripheral dimension shall be 360 mm. Monofilament threads shall not be used in the construction of the framed back carrier.		
8.5	Stability		
8.5.1	Requirements		
	The freestanding framed back carrier shall not tip over when tested in accordance with 8.5.2.	Complied	P
8.6	Protective function		
8.6.1	Child restraint system		
8.6.1.1	Requirements		
	The framed back carrier shall incorporate a child restraint system which shall be adjustable. Where straps are used for a child restraint system, they shall have a minimum width of 19 mm. When tested in accordance with 8.6.1.2, test dummy, see 4.4.5, shall not fall out of the restraint system. It shall be noted that any partial movement of the test dummy is not considered a failure. During the test specified in 8.6.1.2, fasteners shall not be released or have suffered damage and shall continue to function as intended and the maximum slippage of strap adjusters shall be 20 mm.	Complied	P
8.6.2	Carer's attachment system		
8.6.2.1	General		
	The carer's attachment system shall be adjustable.	Complied	P
8.6.2.2	Slippage of carer's attachment system		
8.6.2.2.1	Requirement		
	When tested in accordance with 8.6.2.2.2, the maximum slippage of any of the carer's attachment straps on the framed back carrier shall be 20 mm.	Complied	P
8.6.3	Structural integrity		
8.6.3.1	Requirement		
	After testing to 8.6.3.2, the framed back carrier shall still function as intended.	Complied	P
9	Suffocation hazards from packaging materials		
	Any plastic covering used for packaging with an area greater than 100 mm × 100 mm shall conform to at least one of the following requirements: a) have an average sheet thickness of 0,038 mm or more; or b) be perforated with defined holes so that a minimum of 1 % of the area has been removed over any area of 30 mm × 30 mm. Any plastic covering used for packaging with an opening perimeter greater than	-	N/A

Test Report**No.: 70.452.22.11304.01****Date: 2023-11-24**

Clause	Requirement	Result	Verdict
	<p>360 mm shall not have a drawstring or cord as a means of closing and shall be marked in the official language(s) of the country in which the framed back carrier is sold with the following statement:</p> <p>'Keep plastic covering away from children to avoid suffocation'.</p> <p>This statement may be expressed in different words providing they clearly convey the same warning/message. The text shall be accompanied by the symbol of the warning triangle () . The symbol can be displayed at the top of the list of warnings when different languages are used.</p> <p>Shrunk-on films that are destroyed when the packaging is opened by the user are excluded from these requirements.</p>		
10	Product information	Complied	P

Abbreviation: P = Pass; N/A = Not Applicable; N/R = Not Requested per client.

-End of Test Report-

